


Word Maker Games

Phonics Game silent e FREEBIE



f	ive
---	-----

sp	ace
----	-----

Copyright © 2013 Teresa Evans
Games 4 Learning

www.teacherspayteachers.com/Store/Games-4-Learning

All rights reserved by author.

Permission to copy for single classroom use only.

Electronic distribution limited to single classroom use only.

Not for public display.

Graphics by

© Mercedes Hutchens

<http://SurfingtoSuccess.blogspot.com>

© Creative Clips by Krista Wallden

www.teacherspayteachers.com/Store/Krista-Wallden

© From the Pond

<http://frompond.blogspot.com>



Using the Game



Preparing the Game

Print on Cardstock - Print the game board and set of cards on cardstock and laminate if desired. The cards are cut into separate cards and the game is ready.

Print on Paper – This is an economical way to produce the Word Maker Game Boards. The game boards can then be put into a sheet protector to make them more durable. The cards will need to be printed on cardstock and cut into cards.

To Play

2 Player Game - To play lay the cards face down beside the game board.

Each player takes 5 cards and places them in front of themselves. Players take turns to place a card to make a word. If a player can't make a word on their turn they return one of their cards to the others and take a new card. The first player to use all 5 of their cards is the winner.

Puzzle for Individuals - The game can also be used as a puzzle for an individual child to solve. Give the child the game board and letter cards for that game. Challenge the child to make 10 sensible words by adding a letter card to each blank space.

Cut and Paste Activity - The game can also be used as a cut and paste activity for children. Print a copy of the board and the letter cards for each child. Children cut the letters out and paste them on the board to make 10 words.

Using the Games

Literacy Centers - The games are ideal for literacy center activities.

Whole Class Games - Enlarge a game on a copier and it can be used as a whole class game. The class can sit in a circle on the floor around the board and play in teams or the game board can be attached to a pin board or whiteboard.

Homework - These games are ideal for homework. They are a fun alternative to regular homework and parents can be involved in playing the games with their children. This is really popular with the kids and the parents.

Fast Finisher – The games are perfect activities for those children who finish their work early. They can be kept in a box of games or on a shelf where the children can access them when they finish their work.

Peer Tutoring - These Board Games are a great activity for students to use to help each other. Pair a weaker student with a stronger student so students can 'tutor' others.

Buddy Class Activity – These games are ideal as a buddy class activity. Have the younger students 'teach' their older buddies how to play the game.

Five in space Word Maker


Silent e
Words

a game for 2 players

Need: Space Letter Cards 

Spread the letter cards out face down beside the board. Each player takes 5 cards and places them in front of themselves. Players take turns to place a card to make a word. If a player can't make a word on their turn they return one of their cards to the others and take a new card. The first player to use all 5 of their cards is the winner.

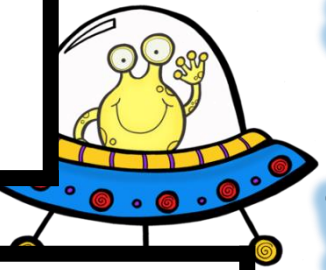
ive




ace

one

une



ite



ame



ade


ate

ope



ine

Letter Cards for Five in Space Word Maker Game



I hope you and the children enjoy this game.

More Phonics Board Games including more Word Maker Games are available from Games 4 Learning at

www.teacherspayteachers.com/Store/Games-4-Learning

